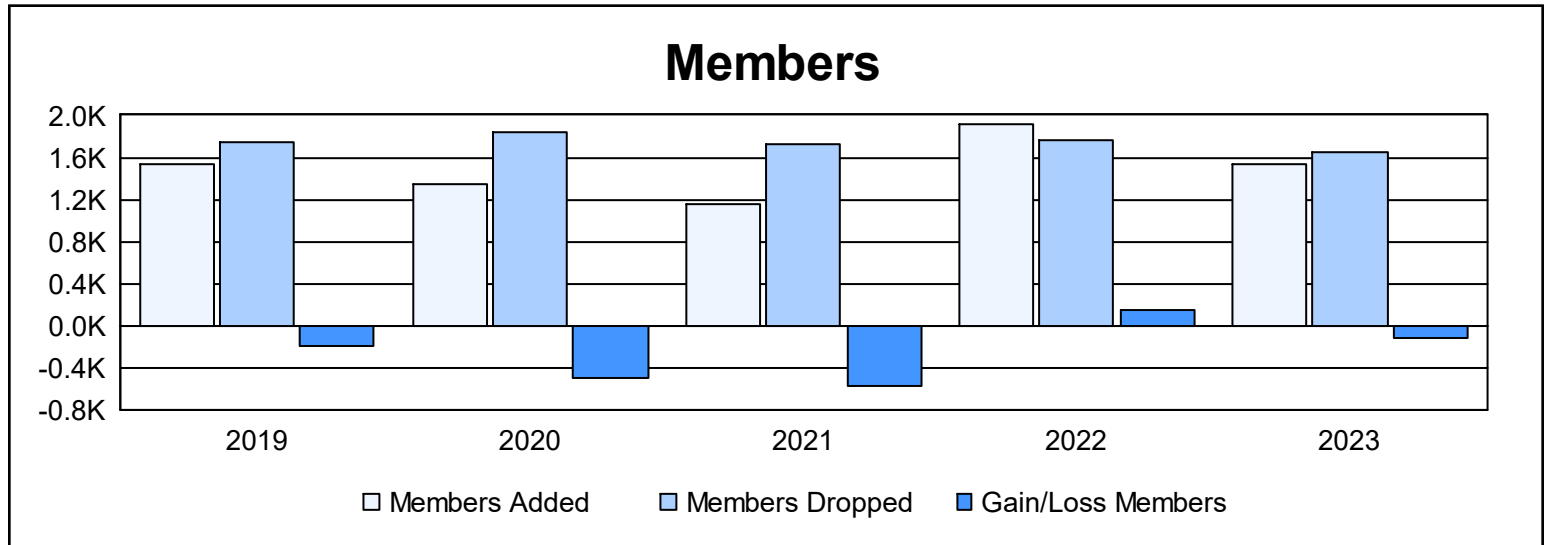
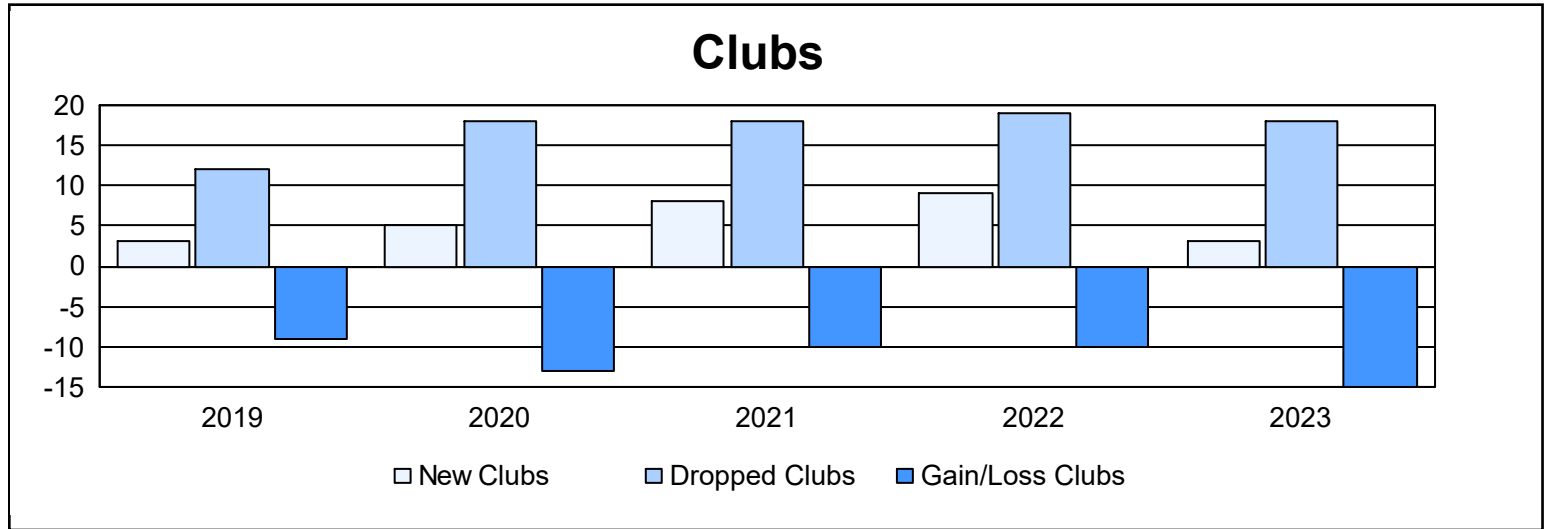


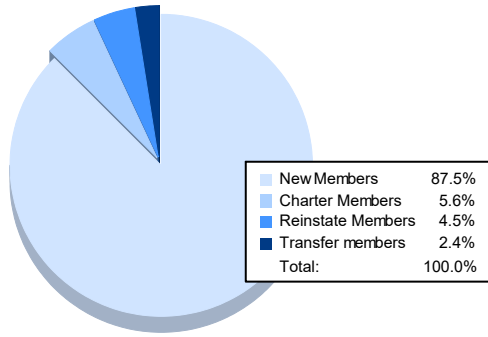
# Multiple District 20

As of June 2023 Cumulative

Year	New Clubs	Dropped Clubs	Gain/Loss Clubs	New Members	Charter Members	Reinstate Members	Transfer Members	Total Member Added	Total Members Dropped	Gain/Loss Members
2018-2019	3	12	-9	1,227	138	70	106	1,541	1,736	-195
2019-2020	5	18	-13	993	173	73	99	1,338	1,839	-501
2020-2021	8	18	-10	808	216	91	36	1,151	1,717	-566
2021-2022	9	19	-10	1,473	268	110	63	1,914	1,758	156
2022-2023	3	18	-15	1,337	86	68	37	1,528	1,652	-124
<b>Average</b>	<b>6</b>	<b>17</b>	<b>-11</b>	<b>1,168</b>	<b>176</b>	<b>82</b>	<b>68</b>	<b>1,494</b>	<b>1,740</b>	<b>-246</b>



### Membership Composition June 2023 Cumulative



### Gender Composition June 2023 Cumulative

